

SCHOOL PROFILE

Franklin Elementary

Address: 305 W Lakeside St | Phone: 608-204-2292 | E-mail: franklin@madison.k12.wi.us

We are a 4K-2nd grade school, proud to serve 400 young learners from Central Madison. As a primary school, we strive to support the growth of the whole child in building the social, emotional and academic skills to prepare them for college, career and community. Our School Improvement Plan this year builds on the strong practices we have established over the past several years. We will continue to refine and develop reading lessons and instructional practices in all grades. Our goal is for each lesson to have a clear purpose with teacher modeling and questioning to support student access to grade level content. Teacher teams will continue to come together weekly to collaborate and plan for literacy and math instruction. Our entire staff is committed to working in partnership with our families and our school community, striving to be a school where ALL feel welcomed and valued. As a staff, we will remain focused on teaching with an equity lens, learning about culturally and linguistically responsive teaching practices that will support all students to succeed.



School Principal: Sylla Zarov

Equity Vision

We believe all students will succeed when given tools, confidence, choice, access, and support. Every person has a right to feel safe, engaged and welcomed at Franklin School. We value and affirm the cultures and differences that make up our school community.

Strengths

In addition to our amazing students, the incredibly dedicated staff and families at Franklin are what contribute largely to making our school a thriving school. As a school that serves students aged 4-8, we are able to be keenly focused on the foundational skills students need to be successful throughout their lives.

Progress

We have made great progress in the continuation of meaningfully using data to inform instructional decisions, flexibly grouping students across classrooms during literacy instruction, and working in teams to align curriculum across our classrooms and grade levels. Our climate survey data has markedly

improved for both staff and families over the past two years with Family Engagement and Parent Relationships rising to 94% of families feeling welcomed and included at our school. We met our PALs proficiency goal this past spring. Eighty six percent of our first and second graders are at proficiency.

Area for Growth

As a school, we embrace continuous improvement. This year we will focus on professional learning particularly in the area of mathematics. We are adopting a new math curriculum and will engage in team meetings and coaching cycles to support implementation of this new curriculum. We are confident that continued learning in this area for teachers will result in growth for all students in mathematics.

Vision Connection

Our school supports MMSD's vision that all students acquire the skills and abilities needed to be successful, including a mastery of content areas, growth mindset, self-knowledge, creativity, wellness, interpersonal skills, confidence, cultural competence, and community connection. Through these skills and abilities, our students will graduate college, career, and community ready.

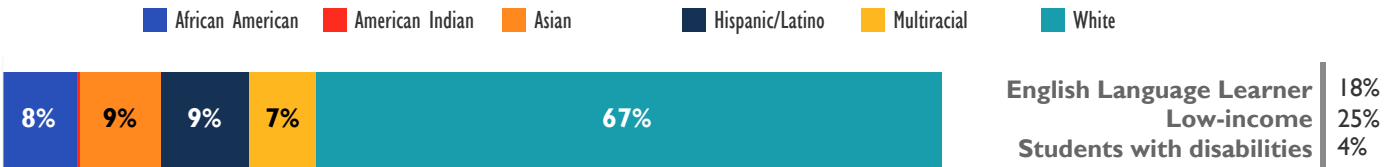
Franklin Elementary

2016-2017 Data Profile

Address 305 W Lakeside St
Principal Sylla Zarov
Phone (608)204-2292
4K Yes
Title I No

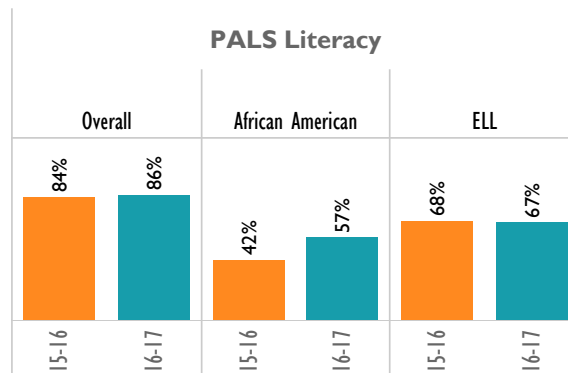
Developmental Bilingual Education
Dual Language Immersion
SAGE
Attendance rate
Total enrollment

Demographics

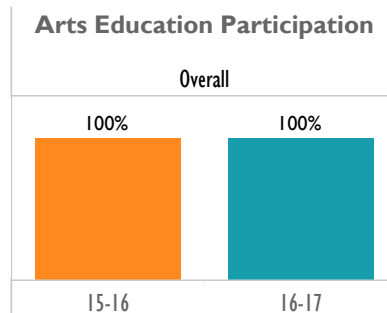


Strategic Framework Goal #1 Milestones: On-Track to Graduate

Each bar shows the percent of students meeting the relevant metric overall and for the focus group the school selected on their School Improvement Plan (SIP) when applicable.



Strategic Framework Goal #2 Milestones: Challenging and Well-Rounded Education



Participation rates are based on transcribed courses.

When no goal for the measure has been set "No Goal" will be displayed in the bar.

Strategic Framework Goal #3 Milestones: Positive Climate

Each bar shows the percent of responses within each dimension that were positive overall. When no goal for the measure has been set "No Goal" will be displayed in the bar.

